

SEAT HEATER SYSTEM

DESCRIPTION

1. General

The seat heater system is provided as follows.

Installed Position	SR5	Limited	Platinum
Driver and Front Passenger Seats	OP	●	●*
Rear No. 1 Seat RH/LH	—	—	●

*: Standard equipment together with the heated & ventilated seat system. For details on the heated & ventilated seat system, see page BE-197.

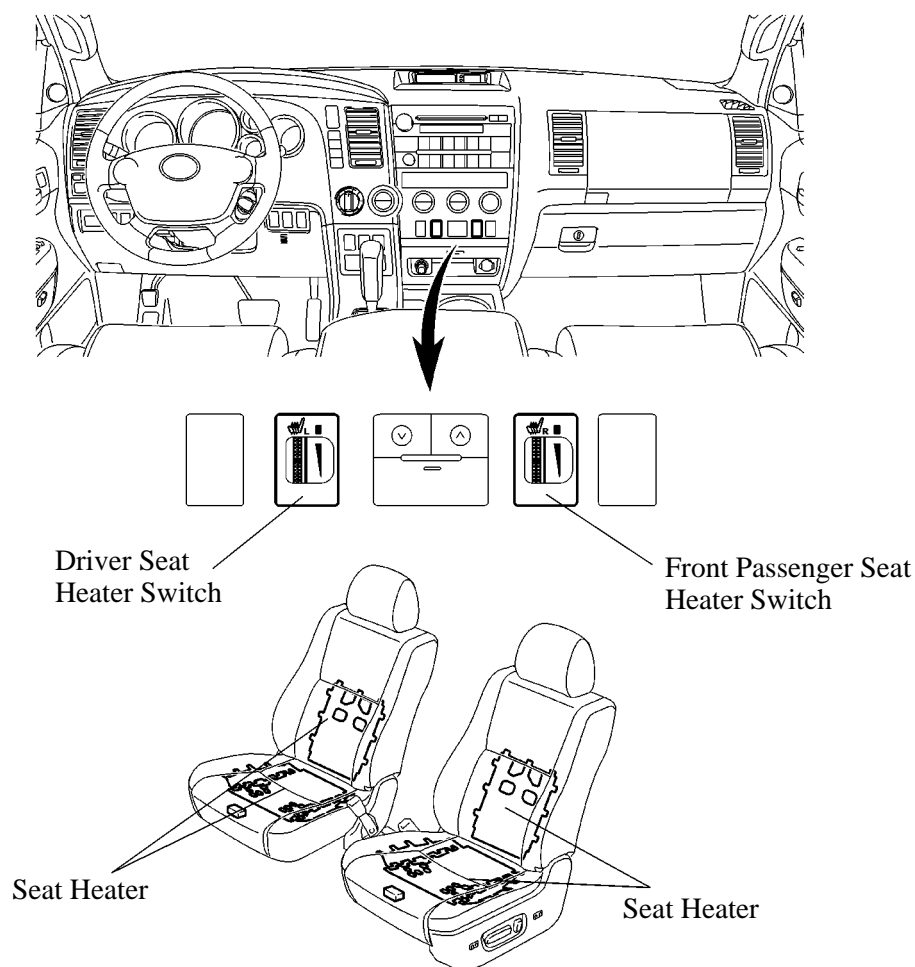
- The driver and front passenger seat heater system uses a dial-type switch to adjust the temperature.
- The rear No. 1 seat heater system uses a push-type switch, which can adjust the temperature in two stages: high and low.

2. Driver and Front Passenger Seat Heater System

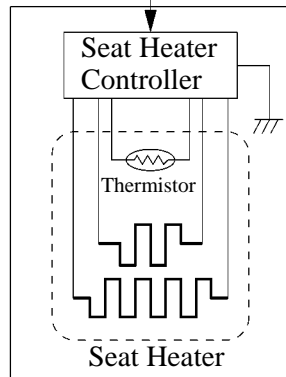
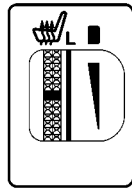
General

The driver and front passenger seat heater system can steplessly adjust the temperature of the seat surface between 30°C (86°F) and 50°C (122°F) through the operation of a dial-type heater switch.

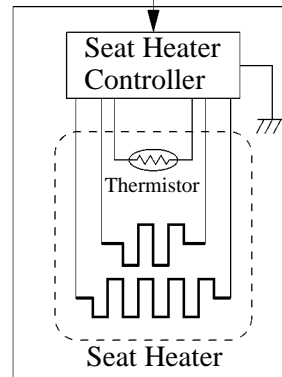
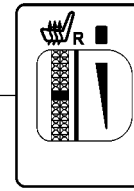
- A thermostat detects the temperature of the seat surface and the seat heater controller controls it.



► System Diagram ◀

Driver Seat
Heater Switch

Driver Seat

Front Passenger Seat
Heater Switch

Front Passenger Seat

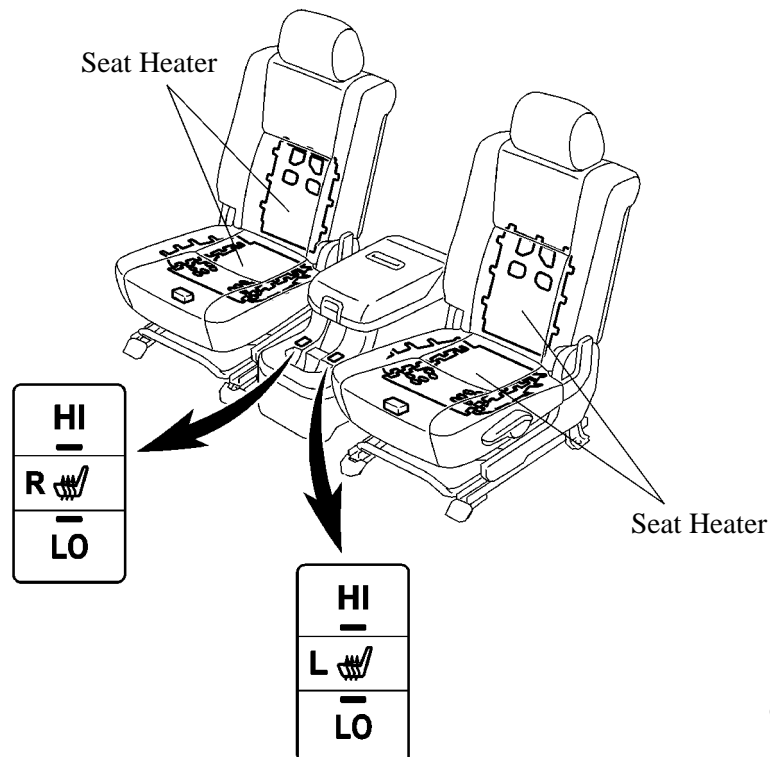
08LBE28Y

3. Rear No. 1 Seat Heater System

General

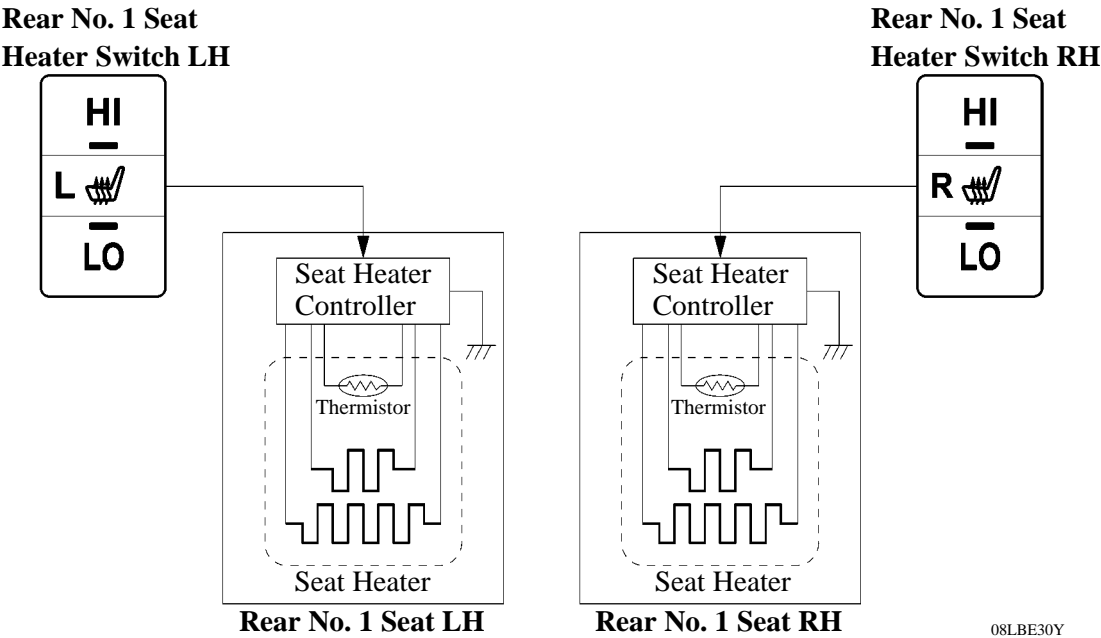
The rear No. 1 seat heater system can adjust the temperature in two stages. The high setting maintains the seat surface at approximately 50°C (122°F) and the low setting at approximately 40°C (104°F).

- A thermostat detects the temperature of the seat surface and the seat heater controller controls it.



08LBE29Y

► System Diagram ◀



08LBE30Y